


# MDD480

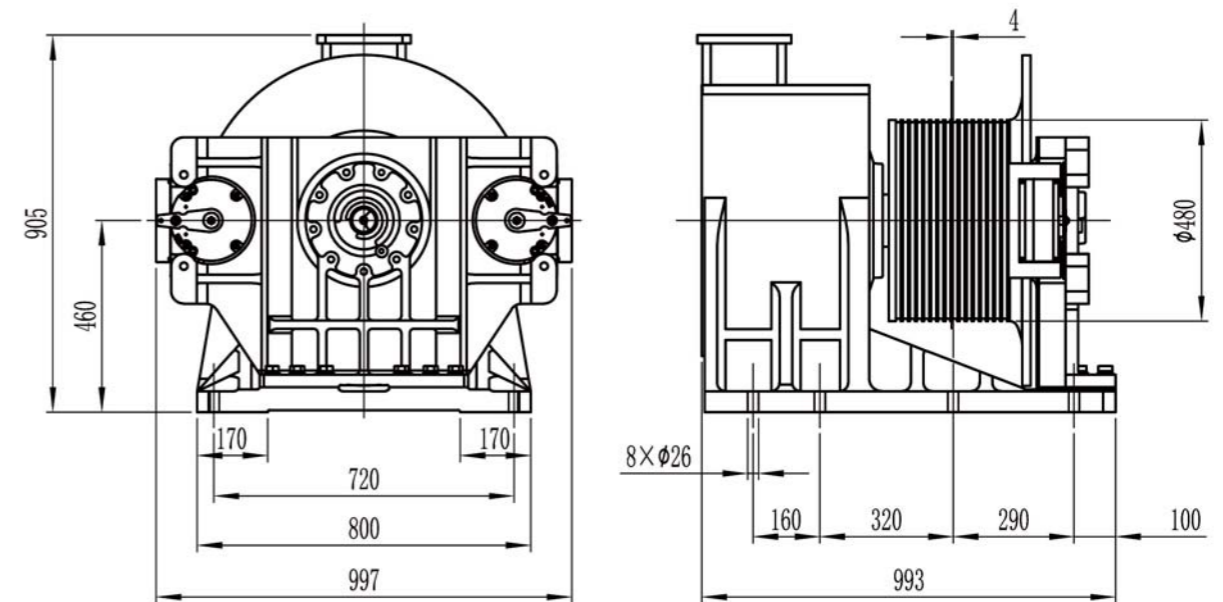
Permanent Magnet Synchronous Gearless Traction Machine  
永磁同步无齿轮曳引机

MDD480



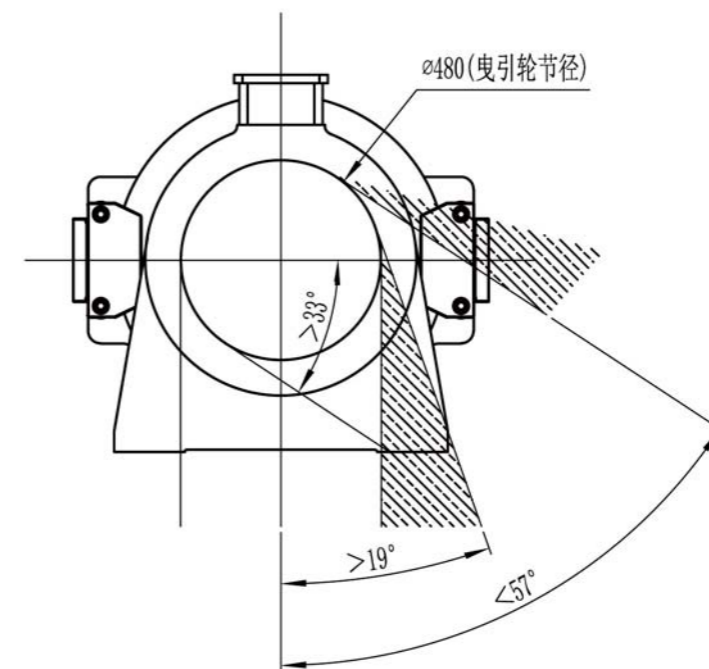
电源电压	Voltage	380V
曳引比	Roping	2:1
额定载重	Elv. Load	(1600~2000)kg
额定梯速	Elv. Speed	(2.5~5.0)m/s
曳引轮节径	Sheave Diam	480mm
防护等级	IP Code	IP41
绝缘等级	Ins. Class	F
最大轴静载	Max. Static Load	20000kg
工作制	Duty	S5-40%
自重	Weight	950kg
制动器	Brake	AC220V 2×2.2A

## 安装尺寸图 DIMENSIONS



## 规格表 SPEC.SHEET

型号	规格	额定载重	额定梯速	曳引轮节径	曳引轮绳槽	绕绳方式	额定电流	额定功率	额定转速	额定频率	额定转矩	电机极数
Type	Spec.	Elv. Load	Elv. Speed	Sheave Dia.	Sheave Groove	Wrap	Current	Power	Speed	Freq.	Torque	Poles
		kg	m/s	mm			A	kW	r/min	Hz	N·m	
MDD480	1600-2.5	1600	2.5	480	16×Φ12×17	复绕(Double)	61	27.7	199	33.2	1330	20
MDD480	1600-3.0	1600	3.0	480	16×Φ12×17	复绕(Double)	73	33.3	239	39.8	1330	20
MDD480	1600-3.5	1600	3.5	480	16×Φ12×17	复绕(Double)	84	38.9	279	46.5	1330	20
MDD480	1600-4.0	1600	4.0	480	16×Φ12×17	复绕(Double)	94	44.3	318	53	1330	20
MDD480	1600-5.0	1600	5.0	480	16×Φ12×17	复绕(Double)	123	55.4	398	66.3	1330	20
MDD480	2000-2.5	2000	2.5	480	16×Φ12×17	复绕(Double)	76	34.6	199	33.2	1660	20
MDD480	2000-3.0	2000	3.0	480	16×Φ12×17	复绕(Double)	91	41.5	239	39.8	1660	20
MDD480	2000-3.5	2000	3.5	480	16×Φ12×17	复绕(Double)	105	48.5	279	46.5	1660	20
MDD480	2000-4.0	2000	4.0	480	16×Φ12×17	复绕(Double)	117	55.3	318	53	1660	20
MDD480	2000-5.0	2000	5.0	480	16×Φ12×17	复绕(Double)	153	69.2	398	66.3	1660	20



注 Remark:  
钢丝绳绕出角度按图示部分, 避开阴影范围。  
The angle of wire rope shall be within the range shown as above, while avoiding the shadow part.